


matata
studio

5+
STEAM

Activity Cards

Artist Add-on Pack



Coding Set

Artist Add-on



Zodiac Constellations

1

Sequence

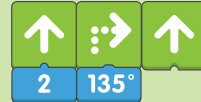
Art

Coding Set

Artist Add-on

1

Introduce the Number and Angle blocks and show students how to use them together. (Angle blocks can be only placed under Turn left and right blocks)

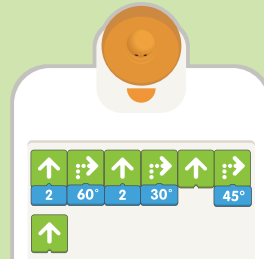


2

Use Motion, Number and Angle blocks to draw one of the zodiac constellations. (The drawing does not need to be exactly the same as the zodiac constellation.)

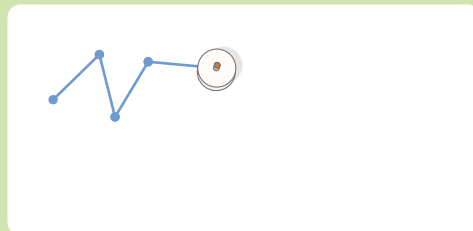
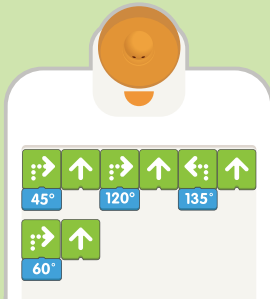


Aries



3

Ask students to program MatataBot to create their own constellation vectors on a big white paper. (one example is shown below.)



4

Use color pens to decorate this painting.

Coding Set

Artist Add-on



MatataStudio Ice Cream Shop

2

Loops

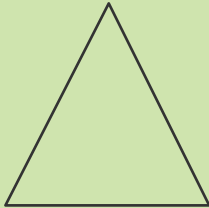
Art

Coding Set

Artist Add-on

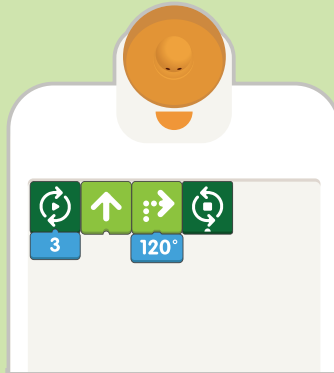
1

Introduce the triangle drawing program.



2

Ask students to use Loop and Number blocks to simplify this program and place the simplified program on the control board to program MatataBot to draw a triangle.




3

Use colored pens to decorate the triangle as an ice cream with a cone.



Coding Set

Artist Add-on



MatataStudio Class Tree

3

Loops

Art

1

Prepare a large white paper and print or draw a large tree on the paper.

Coding Set

Artist Add-on



2

Introduce pentagram and octagon drawing programs.



3

Ask students to place these programs on the control board to program MatataBot to draw a pentagram or an octagon on different color papers.

4

Cut out the pentagram or octagon out of papers and use colored pens to decorate and write names on them to make them name tags. Put the name tags on the tree to finish the class tree.

